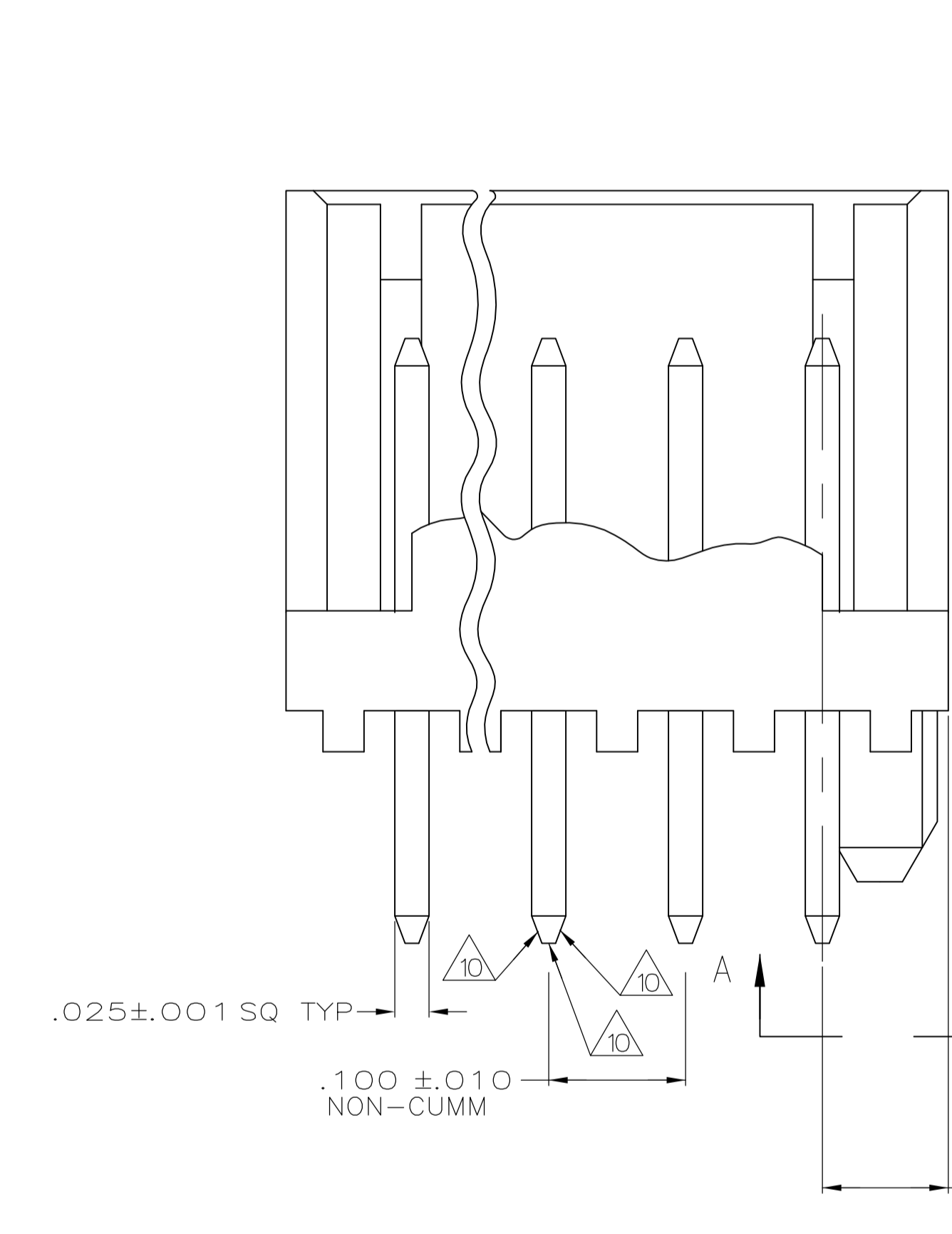
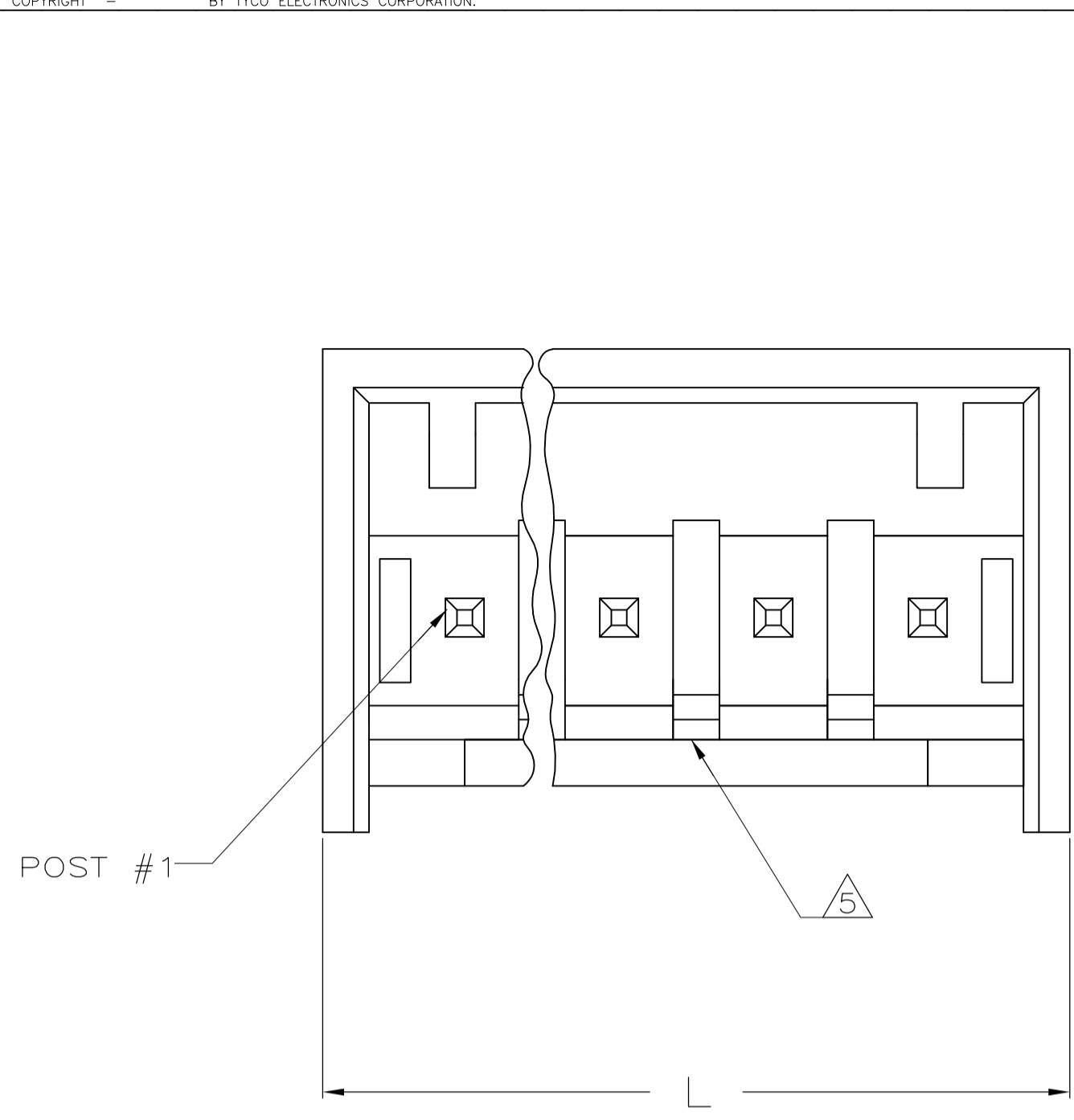
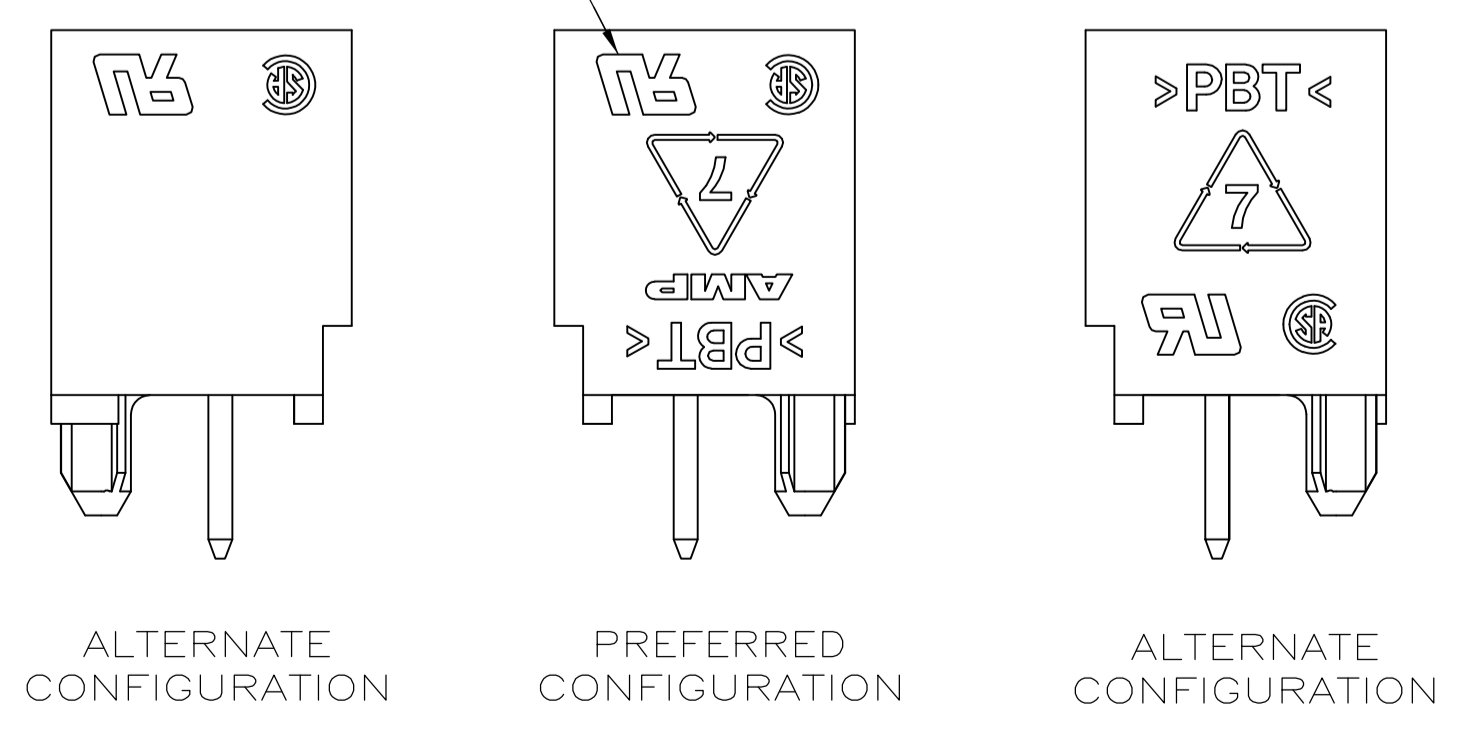
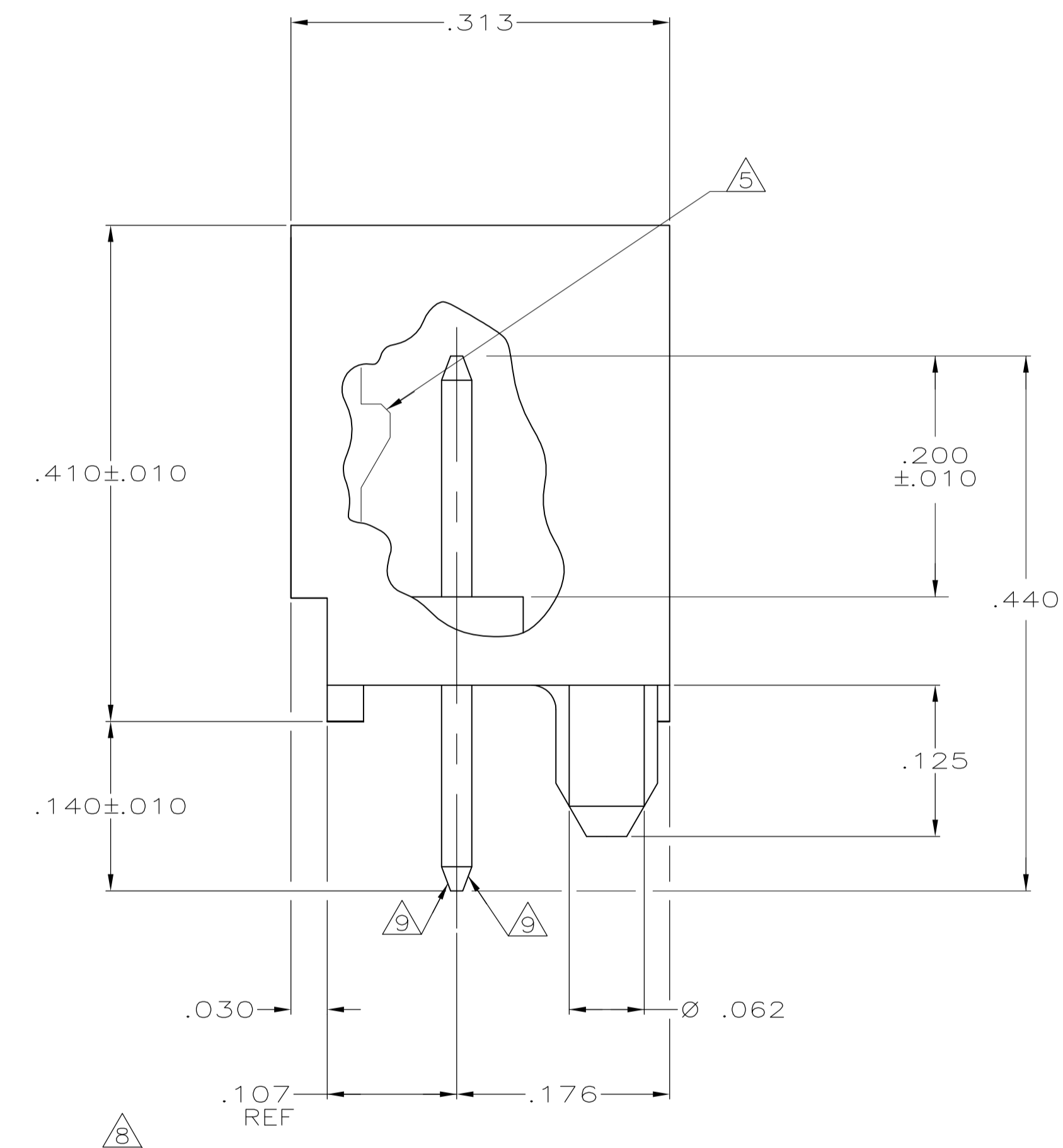
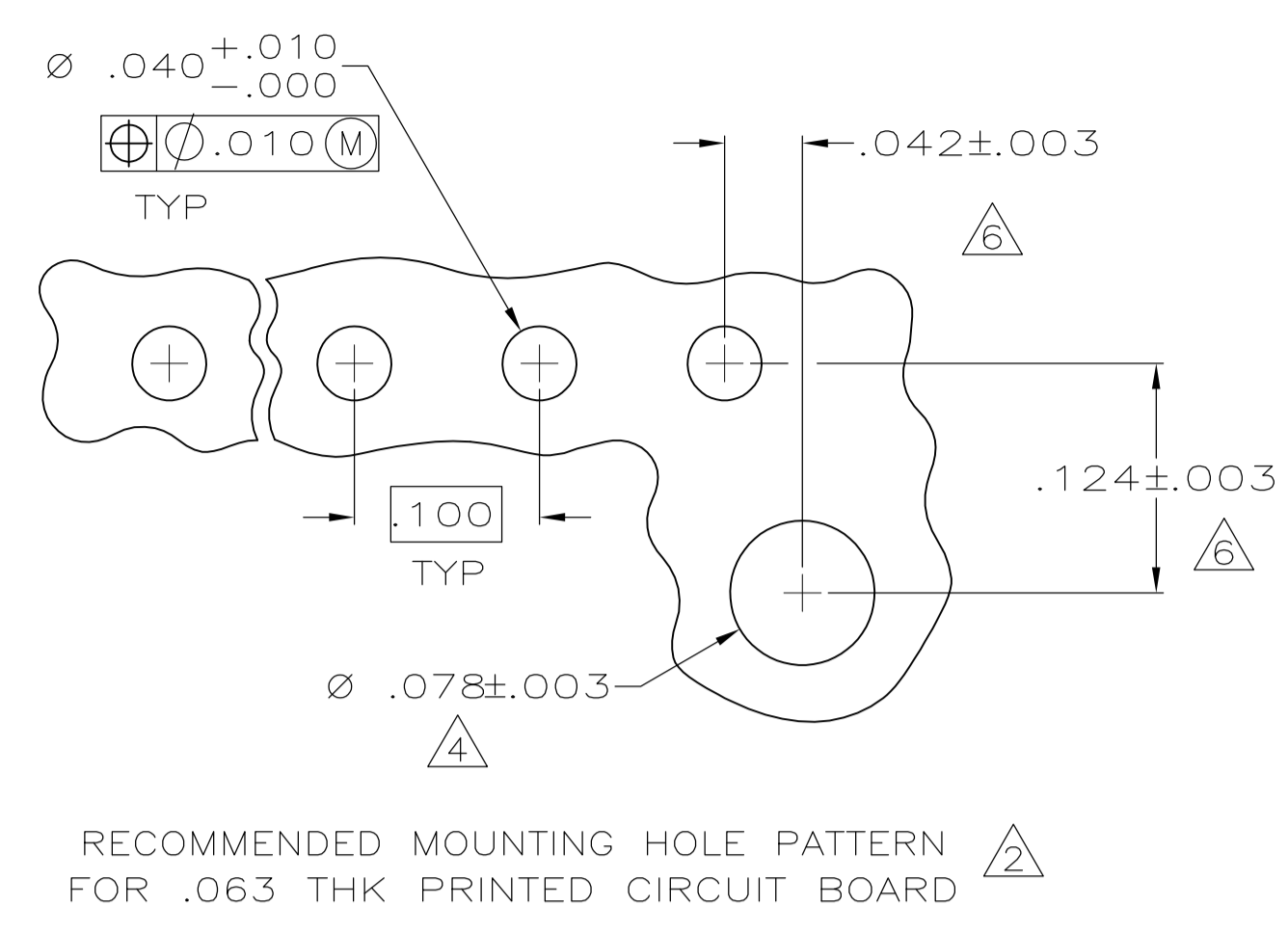
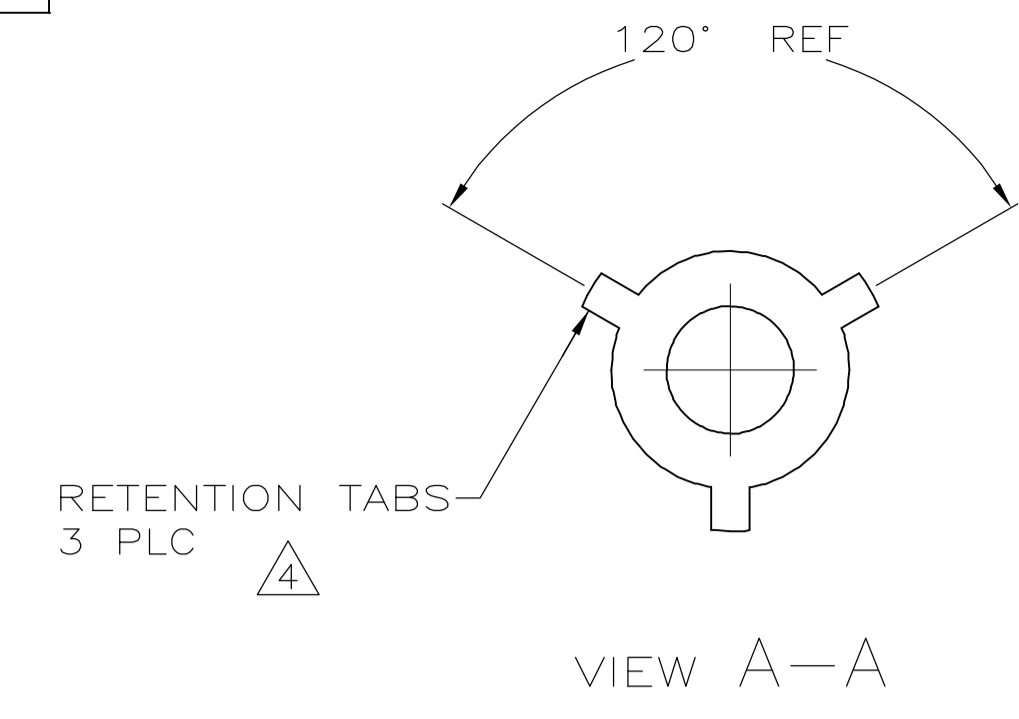


LOC		DIST		REVISIONS			
CM	00	REV	DATE	BY	APPV	DATE	BY
H	ECO-07-018567		12SEP07	KW	DB		



IN	MM	IN	MM	IN	MM
.040	1.02	.124	3.15	—	—
.030	0.76	.107	2.72	.440	11.18
.025	0.64	.100	2.54	.410	10.41
.010	0.25	.092	2.34	.313	7.95
.005	0.13	.078	1.98	.200	5.08
.003	0.08	.063	1.6	.176	4.47
.001	0.03	.062	1.57	.140	3.56
.000	0	.042	1.07	.125	3.18

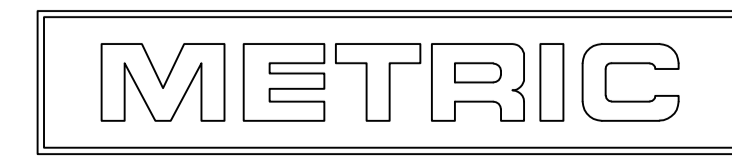
CONVERSION TABLE



ALTERNATE CONFIGURATION PREFERRED CONFIGURATION ALTERNATE CONFIGURATION POSSIBLE MARKING CONFIGURATIONS SCALE 5:1

- 1 MATERIAL: HEADER- POLYESTER UL94V-0 (BLACK)
POST- COPPER ALLOY.
- 2 SOLDER SIDE OF P.C. BOARD SHOWN.
3. PARTS COMPLY WITH AMP SOLDERABILITY SPEC 109-11-2.
- 4 THE RETENTION TABS PROVIDE A ONE-TIME INTERFERENCE FIT IN THE .078 DIAMETER BOARD HOLE FOR HEADER ASSEMBLY RETENTION DURING SOLDERING.
- 5 LATCH DETENT FEATURE OCCURS 2 PLACES ON EACH END (MAXIMUM OF FOUR PER PART). FOR 2 THRU 5 CIRCUIT HEADERS, LATCH FEATURE OCCURS BETWEEN EACH CIRCUIT.
- 6 COORDINATE DIMENSION APPLIES FROM CENTER OF ACTUAL FEATURE.
- 7 POST: 100% MATTE TIN PLATED.
- 8 UL AND CSA LOGO WILL APPEAR IN THIS AREA. AMP LOGO MAY APPEAR IN THIS AREA OR ON BOTTOM OF PART.
- 9 TWO SIDES OF TAPER, AS SHOWN, MUST BE PLATED.
- 10 TWO SIDES OF TAPER, AS SHOWN, AND TIP MAY BE UNPLATED. TYPICAL, BOTH ENDS.
- 11 POST: MATTE TIN-LEAD (93/7) PLATED.

LEADFREE	FINISH	IN	MM	NO OF POSITIONS	PART NUMBER
YES	7	1.484	37.69	14	3-644486-4
		1.384	35.15	13	3-644486-3
		1.284	32.61	12	3-644486-2
		1.184	30.07	11	3-644486-1
		1.084	27.53	10	3-644486-0
		.984	24.99	9	2-644486-9
		.884	22.45	8	2-644486-8
		.784	19.91	7	2-644486-7
		.684	17.37	6	2-644486-6
		.584	14.83	5	2-644486-5
		.484	12.29	4	2-644486-4
		.384	9.75	3	2-644486-3
		.284	7.21	2	2-644486-2



THIS DRAWING IS A CONTROLLED DOCUMENT.

DIN S. CARPENTER 27MAY2003
 CHK: D. BOSSI 28MAY2003
 APPV: D. BOSSI 28MAY2003

Tyco Electronics Corporation
 Harrisburg, PA 17105-3608

MTA-100 SHROUDED HEADER ASSEMBLY,
 FRICTION LOCK, STRAIGHT POST,
 TIN OR TIN LEAD PLATED

SIZE: A1
 CAGE CODE: 00779
 DRAWING NO: 644486

SCALE: 10:1 SHEET: 1 of 1 REV: H